


The Timer is part of Metal Work range of logic elements, which also includes OR, AND, NOT, YES, MEMORY. The value of the signal output delay is set by rotating a knob. It can work both as 3/2 NC and 3/2 NO, depending on whether feeding is through port "a" or port "b". The maximum delay time can be increased by unscrewing a plug and connecting the port to an external auxiliary tank.

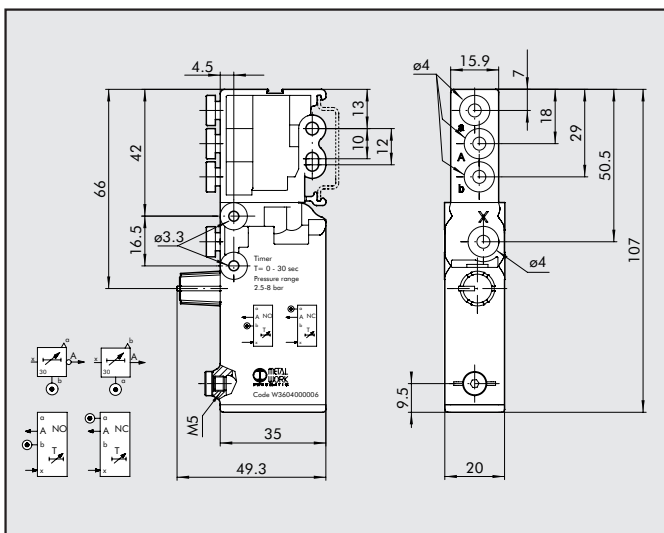
- Adaptor for  $\Omega$  bar (DIN EN 50022) integrated in the body.
- Pressure indicator via an orange pin
- Pipe clamping system using  $\varnothing 4$  built-in push-on fittings.



## TECHNICAL DATA

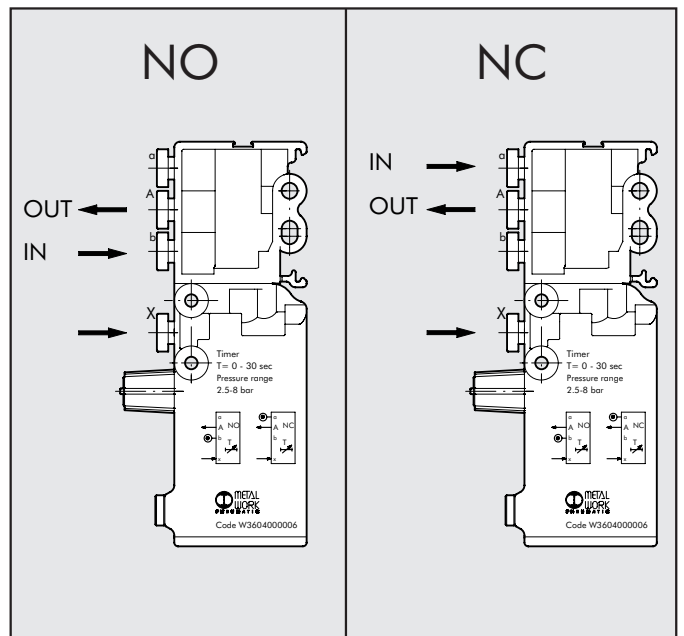
Temperature range	°C	-10 ÷ +60
Valve coupling	mm	Push-in fitting for $\varnothing 4$ pipe
Pressure range	bar	from 2.5 to 8
Nominal diameter	mm	2.7
Flow rate at 6 bar (0.6 Mpa, 87 psi) $\Delta P$ 1 bar (0.1 Mpa, 14.5 psi)	Nl/min	100
Delay setting range	s	from 0 to 30, at 6 bar
Signal shutoff time	s	<0.1
Repeatability	s	$\pm 0.4$
Fluid		Filtered, lubricated or unlubricated compressed air. If used, must be continuous
Operating		By compressed air
Repositioning		By mechanical spring
Installation		In any direction
Assembly		On $\Omega$ bar (DIN EN 50022) size 35x7 o 35x15 - Wall mounting using $\varnothing 4.2$ holes
<b>MATERIALS</b>		
	Body	Anodised aluminium / Technopolymer
	Internal parts	Brass / Technopolymer
	Gaskets	NBR
	Spring	Spring steel

## DIMENSIONS AND ORDERING CODES



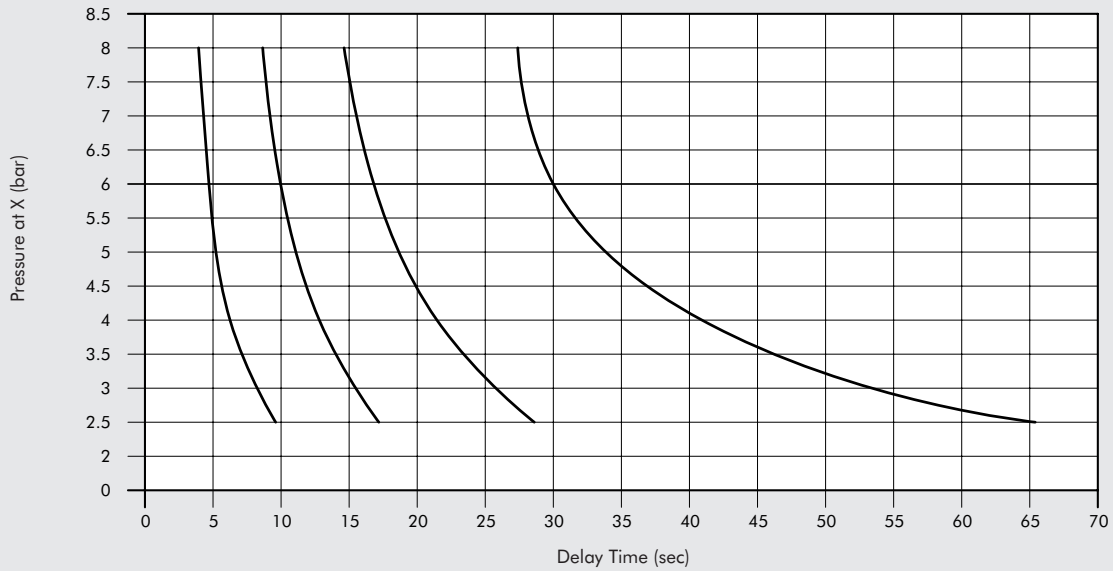
Code	Description
W360400006	TIMER

## NORMALLY OPEN AND NORMALLY CLOSED OPERATION

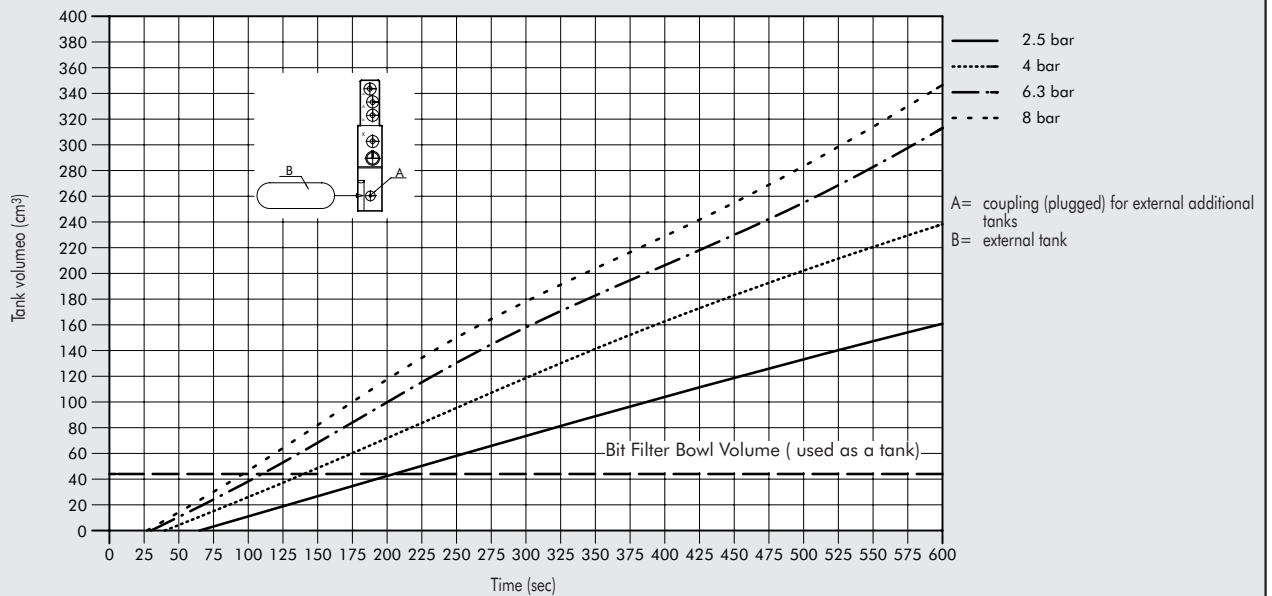




## CHANGE IN THE DELAY WITH CHANGE IN PRESSURE



## HOW TO INCREASE THE DELAY



## NOTES