


The expandable modular slaves for Multimach follow the same application philosophy of total modularity common to the Multimach system. With full freedom, the slave can be configured by fitting the various modules offered:

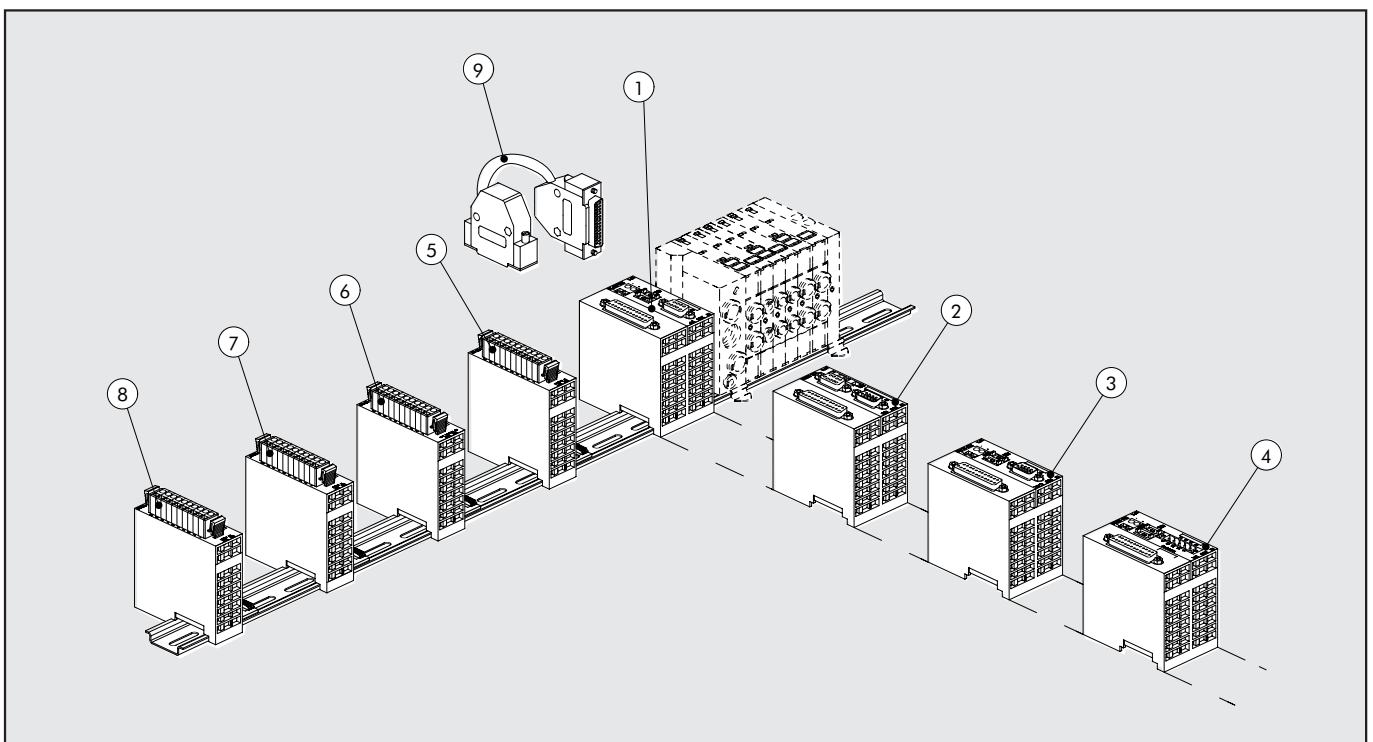
- Slaves are available for 4 alternate bus systems: PROFIBUS-DP, INTERBUS-S, CAN-OPEN, DEVICE NET. Each of these can manage 24 outputs.
- The slaves are mounted on a 35 mm DIN bar, next to the Multimach unit.
- The electric connection between the slave and the unit is simply obtained with a kit comprised of pre-wired, 25-pin Sub-D connectors with a 25-core cable.
- Other modules – up to a maximum of 15 (31 for DeviceNet) can be fitted alongside the slaves to manage other inputs and outputs. These modules are electrically connected together, using a small plate-connector (housed under the modules, inside the DIN bar).
- There are 4 other types of modules available: for 8 digital inputs; for 8 digital outputs; for 4 analogue inputs and for 4 analogue outputs.
- With this system, a maximum of 144 Inputs/Outputs can be managed with just one slave!

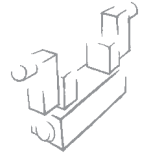


TECHNICAL DATA

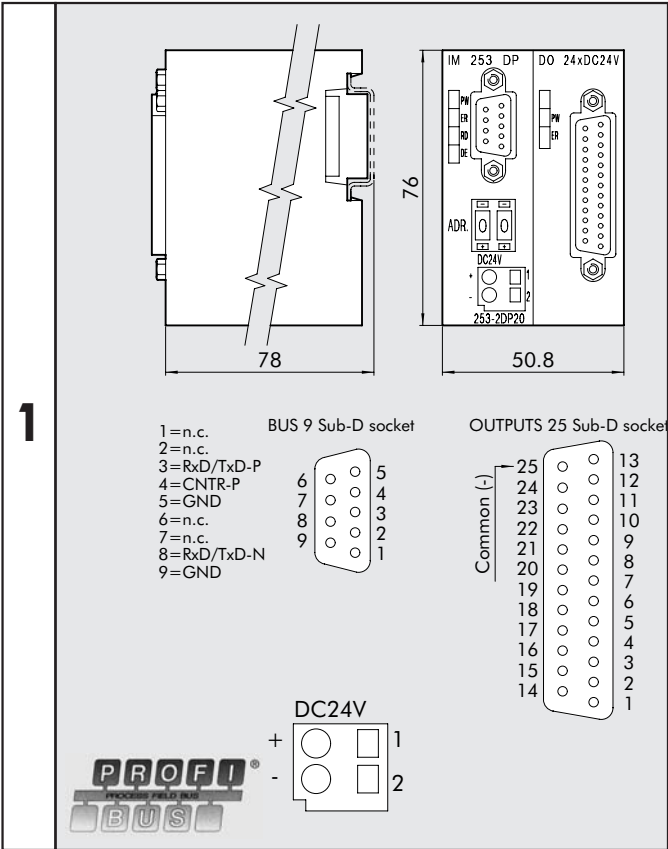
Supply voltage	24 V DC + 20% - 15%
EMC and ESD test	in compliance with IEC 801-2/IEC 801/4 (up to level 3: 8kV/2kV)
Resistance to vibration and impacts test	secondo IEC68-2-6/IEC 68-2-27 (1g/12g)
Operating temperature range	0 °C ÷ 60 °C
Storage temperature	-40 °C ÷ +85 °C
Admitted relative humidity	95%
Assembly	35 mm DIN bar

THE MULTIMACH WORLD: SLAVES, INPUTS AND OUTPUTS





SLAVE PROFIBUS-DP 24 OUTPUT



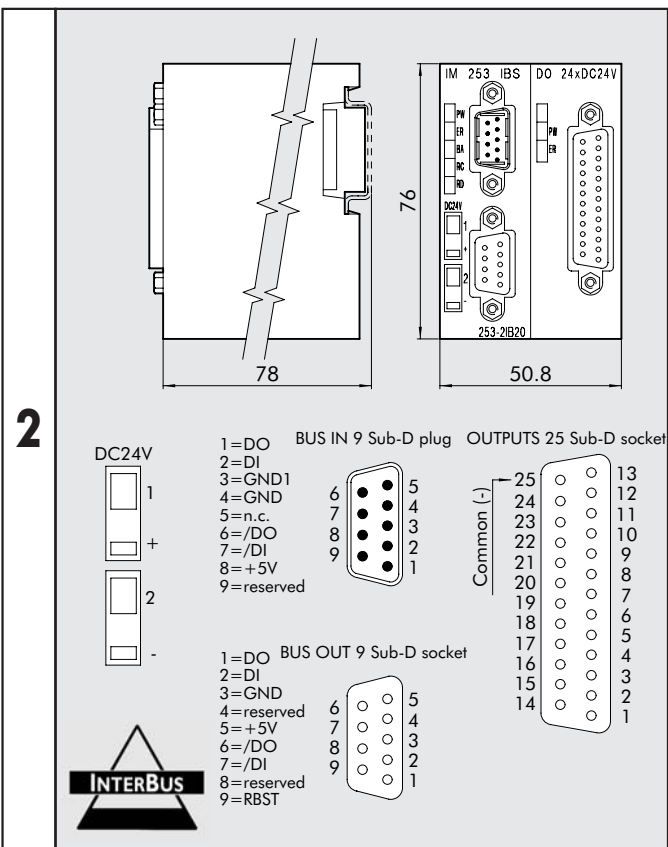
Code Slave kit
0240004002 SLAVE PROFIBUS+DO24xDC24V

Technical Data

PROFIBUS-Interface	RS485: 9 pins SubD
Transmission speed	9.6 kBaud up to 12 Mbaud
Maximum number of modules which can be connected	31 (depending on the maximum current)
Output interface	25 pins SubD
Number of outputs	24
Output data	4 Byte (3used +1)
Nominal supply voltage	24 VDC
Maximum current for each output	1A, max total 4A
Absorption 24V (out excluded)	800mA

2

SLAVE INTERBUS-S 24 OUTPUT

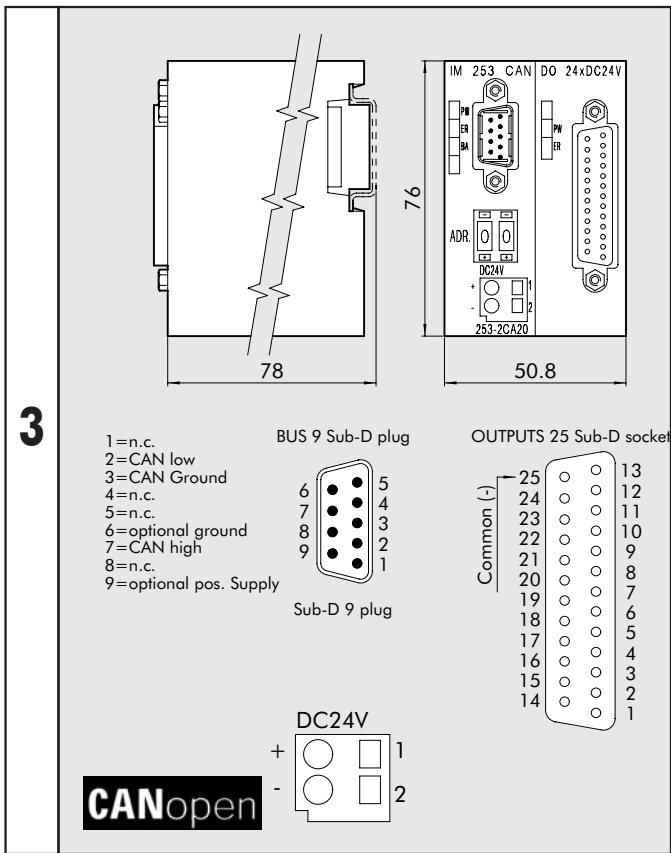


Code Slave kit
0240004012 SLAVE INTERBUS-S+DO24xDC24V

Technical Data

INTERBUS-Interface	9 pins SubD
Transmission speed	500k Baud
Maximum number of modules which can be connected	15
Output interface	25 pins SubD
Number of outputs	24
Nominal supply voltage	24VDC
Maximum current for each output	1A, max total 4A
Absorption 24V (out excluded)	800mA

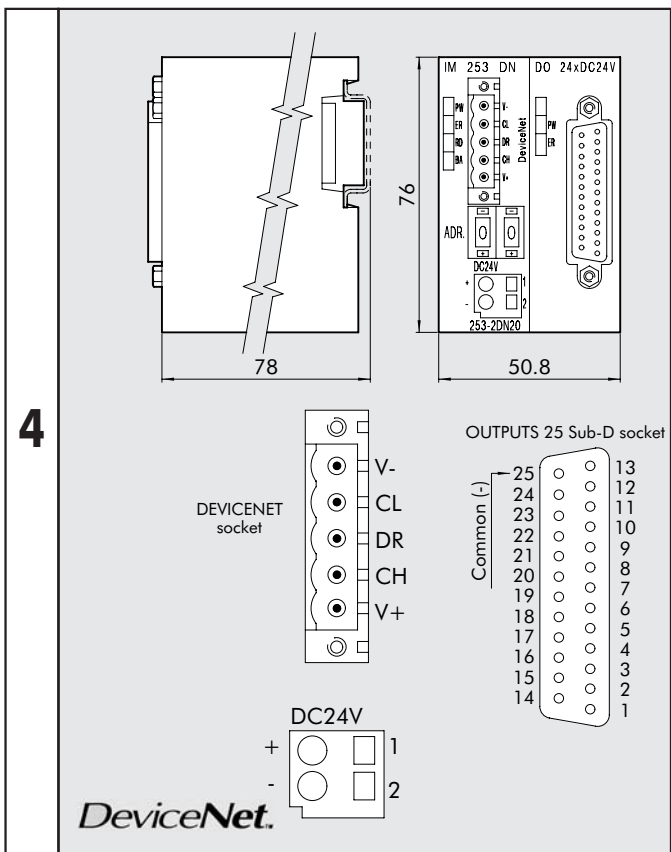
CAN-OPEN SLAVE, 24 OUTPUTS



Code	Slave kit
0240004022	SLAVE CAN-OPEN+DO24xDC24V

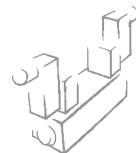
Technical Data	
CANopen-Interface	9 pins SubD
Transmission speed	10kbaud up to 1 Mbaud
Maximum number of modules which can be connected	31 (depending on the maximum current)
Output interface	25 pins SubD
Number of outputs	24
Nominal supply voltage	24 VDC
Maximum current for each output	1A, max total 4A
Absorption 24 V (out excluded)	700mA

DEVICE NET SLAVE, 24 OUTPUTS



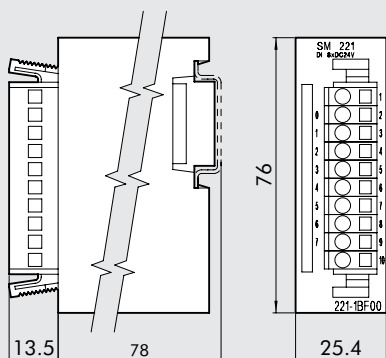
Code	Slave kit
0240004032	SLAVE DEVICE-NET+DO24xDC24V

Technical Data	
DEVICE-NET-Interface	DeviceNet Open Style
Transmission speed	125, 250, 500k Baud
Maximum number of modules which can be connected	31 (depending on the maximum current)
Output interface	25 pins SubD
Number of outputs	24
Nominal supply voltage	24 VDC
Maximum current for each output	1A, max total 4A
Absorption 24 V (out excluded)	800mA



8-DIGITAL INPUT MODULE

5

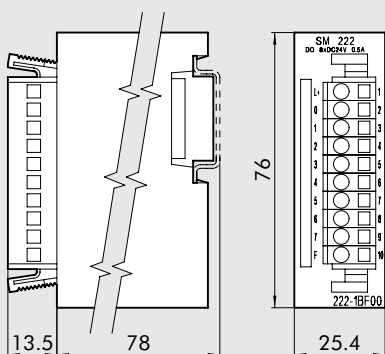


Code	Description
0240004053	DI 8XDC24V UNIT

Technical Data	
Nominal input voltage	DC 24V
Number of inputs	8
Input data	1 Byte
Input voltage at "1"	15...30V
Output voltage at "0"	0...5V
Response time	3 ms
Internal Bus voltage	5V
Absorption 5V BUS	20 mA

8-DIGITAL OUTPUT MODULE

6

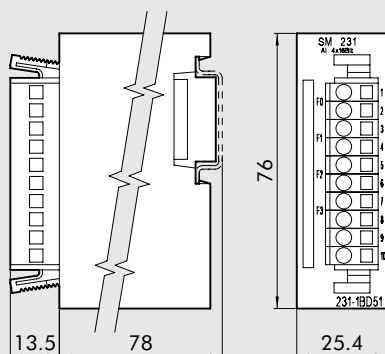


Code	Description
0240004051	DO 8XDC24V 0.5A UNIT

Technical Data	
Nominal voltage	DC 24V
Number of outputs	8
Output data	1 Byte
Absorption for each channel	1A (max 8A)
Internal Bus voltage	5V
Absorption 5V BUS	50 mA

4-ANALOG INPUT MODULE

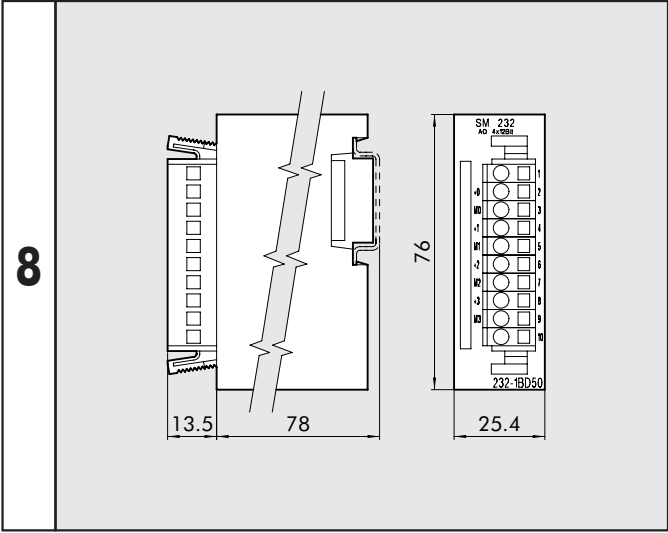
7



Code	Description
0240004054	AI 4X16 BIT UNIT

Technical Data	
Number of Inputs	4 o 2
Input data	8 Byte
Input range	Voltage 0÷50 mV, 0...10V, ±4mV, ±4V, ±10V, Current 0/4...20mA, +/-20mA
	Temperature Pt100, Pt1000, Ni100, Ni1000
	Resistance 60Ω, 600Ω, 3000Ω
	Thermoelements J, K, N, R, T, S
Resolution	12/16 Bit
Input resistance	2MΩ voltage, 50Ω current
Time	5...70ms
Internal Bus voltage	5 V
Absorption 5V BUS	280 mA

4-ANALOG OUTPUT MODULE

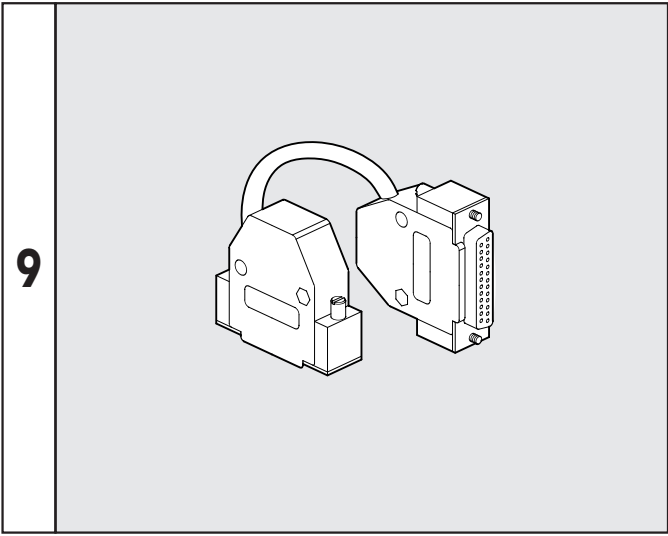


Code	Description
0240004055	AO 4X12 BIT UNIT

Technical Data

Number of outputs	4
Output data	8 Byte
Output range	Voltage 0...10V, ±10V, 1...5V Current 0...20mA, 4...20 mA, ±20 mA
Resolution	12 Bit
Output resistance	Minimum voltage 500Ω, Maximum current 500Ω
Conversion time	3 ms
Internal Bus voltage	5 V
Absorption 5V BUS	20 mA

SLAVE/MULTIMACH CONNECTION KIT



Code	Description
0226940000	SLAVE/MULTIMACH CONNECTION KIT

NOTES

Blank area for notes.

